

ANT130LZ Series

Single-Axis Z Direct-Drive Nanopositioning Stages

Nanometer performance in a large travel format (35 and 60 mm)

High resolution (2 nm), repeatability (75 nm), and accuracy (300 nm)

In-position stability of <2 nm

Anti-creep crossed-roller bearings

High dynamic performance

nano Motion Technology



Introduction

Aerotech's ANT series stages are the world's first nanometer-level positioning systems with greater than 25 mm travel. The ANT130LZ crossed-roller stages are the best-in-class in combining speed, accuracy, resolution, repeatability, reliability, and size, and are offered in two accuracy grades.

Noncontact Direct-Drive

Only noncontact direct-drive technology offers the robust, accurate, and high-speed positioning necessary for mass production of precision devices. ANT130LZ stages utilize advanced direct-drive technology pioneered by Aerotech to achieve the highest level of positioning performance for high-precision positioning, disk-drive fabrication, fiber alignment, optical delay element actuation, sensor testing, and scanning processes that demand smooth and precise motion.

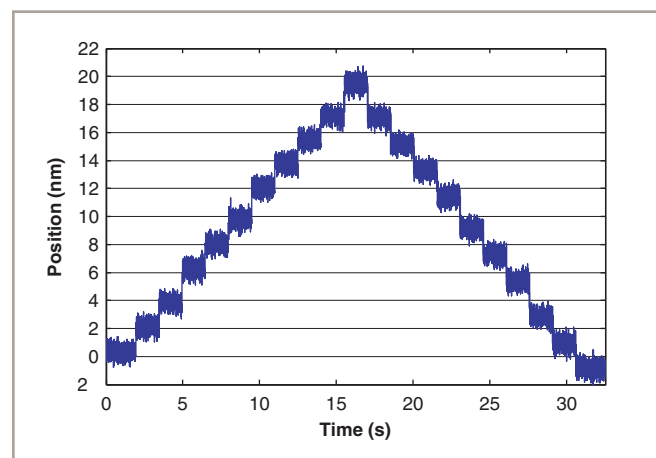
The ANT130LZ stages use a nearly frictionless counterbalance mechanism to maintain performance levels while minimizing motor heating. The counterbalance is user-adjustable from 0 to 10 kg.

Flexible System Design

The ANT130LZ family has universal mounting and tabletop patterns that allow for easy system integration. Two, three, or more axes can be easily combined for flexible system designs and multi-axis configurations.

System Characteristics

Outstanding accuracy, position repeatability, and in-position stability require high system resolution. The ANT130-LZ stage's industry-leading 2 nm minimum incremental step size provides this high level of performance. Excellent in-position stability is assisted by high-quality, anti-creep, crossed-roller bearings. The stage offers virtually maintenance-free operation over the life of the product. Aerotech's direct-drive technology has no hysteresis or backlash, enabling accurate and repeatable nanometer-scale motion.



ANT130LZ-060-PLUS 2 nm step plot with 100 Hz filter. Best-in-class resolution and exceptional in-position stability for large travel stages.

ANT130LZ Series SPECIFICATIONS

Mechanical Specifications		ANT130LZ-035	ANT130LZ-060
Travel		35 mm	60 mm
Accuracy ⁽¹⁾	Basic	±3 µm (±120 µin)	±3 µm (±120 µin)
	PLUS	±300 nm (±12 µin)	±300 nm (±12 µin)
Resolution (Minimum Incremental Motion)		2 nm (0.08 µin)	2 nm (0.08 µin)
Repeatability (Bi-Directional) ⁽¹⁾	Basic	±100 nm (±4 µin)	±100 nm (±4 µin)
	PLUS	±75 nm (±3 µin)	±75 nm (±3 µin)
Repeatability (Uni-Directional)		±50 nm (±2 µin)	±50 nm (±2 µin)
Straightness ⁽¹⁾		±2.0 µm (±80 µin)	±2.0 µm (±80 µin)
Flatness ⁽¹⁾		±2.0 µm (±80 µin)	±2.0 µm (±80 µin)
Pitch		10 arc sec	10 arc sec
Roll		10 arc sec	10 arc sec
Yaw		5 arc sec	5 arc sec
Maximum Speed		200 mm/s (8 in/s)	200 mm/s (8 in/s)
Maximum Acceleration		1 g - 10 m/s ² (No Load)	1 g - 10 m/s ² (No Load)
In-Position Stability ⁽²⁾		<2 nm (<0.08 µin)	<2 nm (<0.08 µin)
Maximum Force (Continuous)		23 N	23 N
Load Capacity ⁽³⁾	Vertical	10 kg (22 lb)	10 kg (22 lb)
Moving Mass		1.2 kg (2.6 lb)	1.4 kg (3.1 lb)
Stage Mass		4.3 kg (9.6 lb)	5.2 kg (11.5 lb)

Notes:

1. Certified with each stage.
 2. In-Position Jitter listing is 3 sigma value.
 3. Axis orientation for on-axis loading is listed.
 4. Air supply must be clean, dry to 0Å°F dew point and filtered to 0.25 1¼m or better; recommend nitrogen at 99.9% purity. Supply pressure is determined by the amount of payload carried by the stage.
- Specifications are per axis, measured 25 mm above the tabletop. Performance of multi-axis systems is payload and workpoint dependent. Consult factory for multi-axis or non-standard applications.
 - -PLUS requires the use of an Aerotech controller.

Electrical Specifications	ANT130LZ
Drive System	Brushless Linear Servomotor
Feedback	Noncontact Linear Encoder
Maximum Bus Voltage	320 VDC (-4DU-25DU), 80 VDC (-25DU)
Limit Switches	5 V, Normally Closed
Home Switch	Near Center

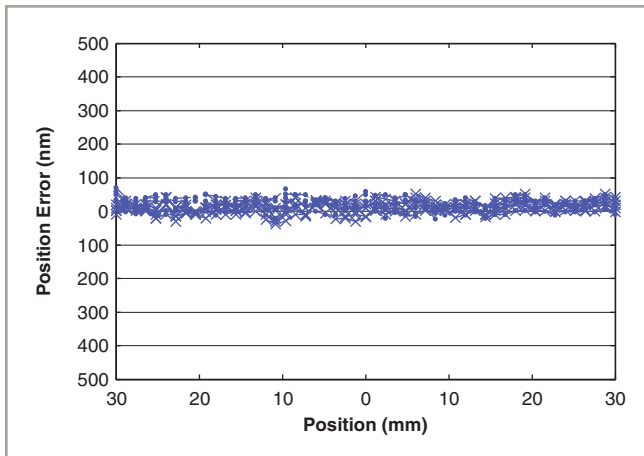
Recommended Controller		ANT130LZ
Multi-Axis	A3200	Npaq-MXR Npaq MR-MXH Ndrive ML-MXH
	Ensemble	Epaq-MXH Epaq MR-MXH Ensemble ML-MXH
Single Axis	Soloist	Soloist ML-MXH

Note:

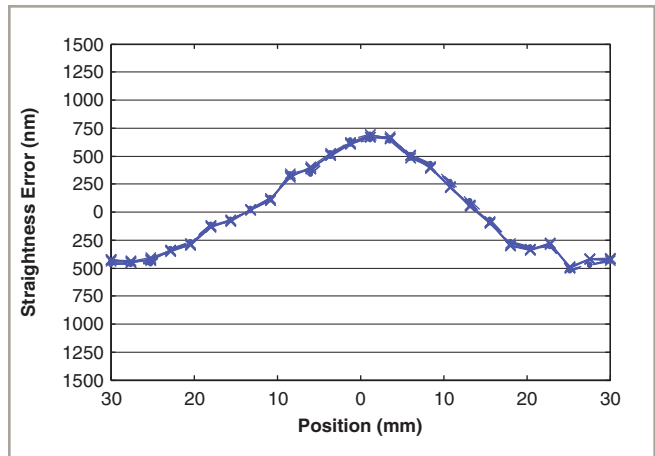
1. Linear amplifiers are required to achieve the listed specifications. Other options are available.

Note: To ensure the achievement and repeatability of specifications over an extended period of time, environmental temperature must be controlled to within 0.25°C/24 hours. If this is not possible, alternate products are available. Please consult Aerotech Application Engineering for more information.

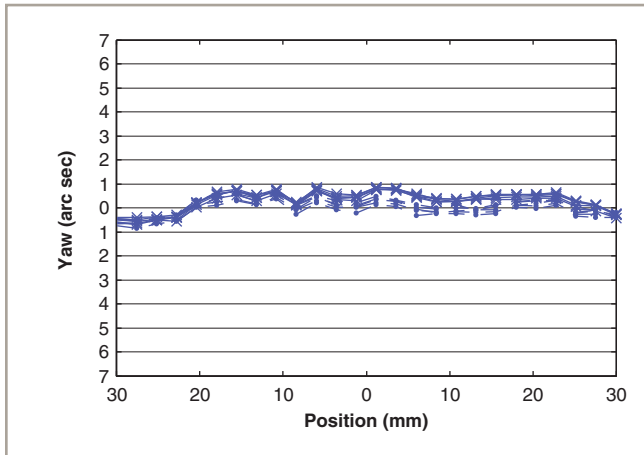
ANT130LZ Series PERFORMANCE



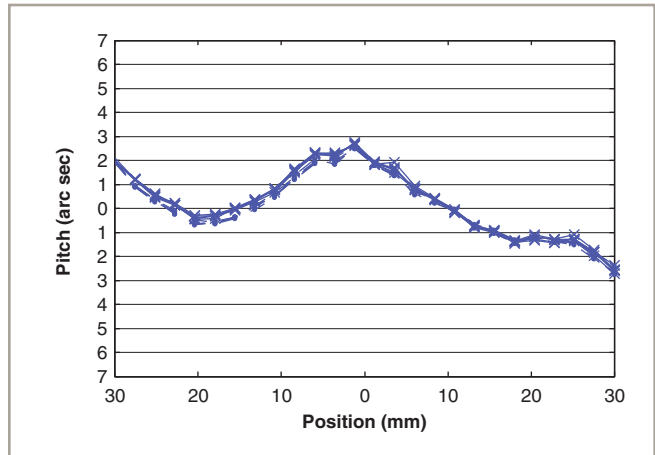
ANT130LZ-060-PLUS accuracy and repeatability, five runs, bi-directional over an extended period of time shows the high level of system accuracy and repeatability.



ANT130LZ-060-PLUS straightness error, five runs, bi-directional. Exceptional and highly repeatable performance is assured with minimal straightness error.

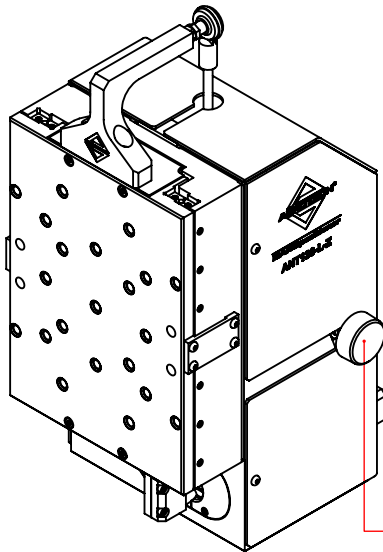
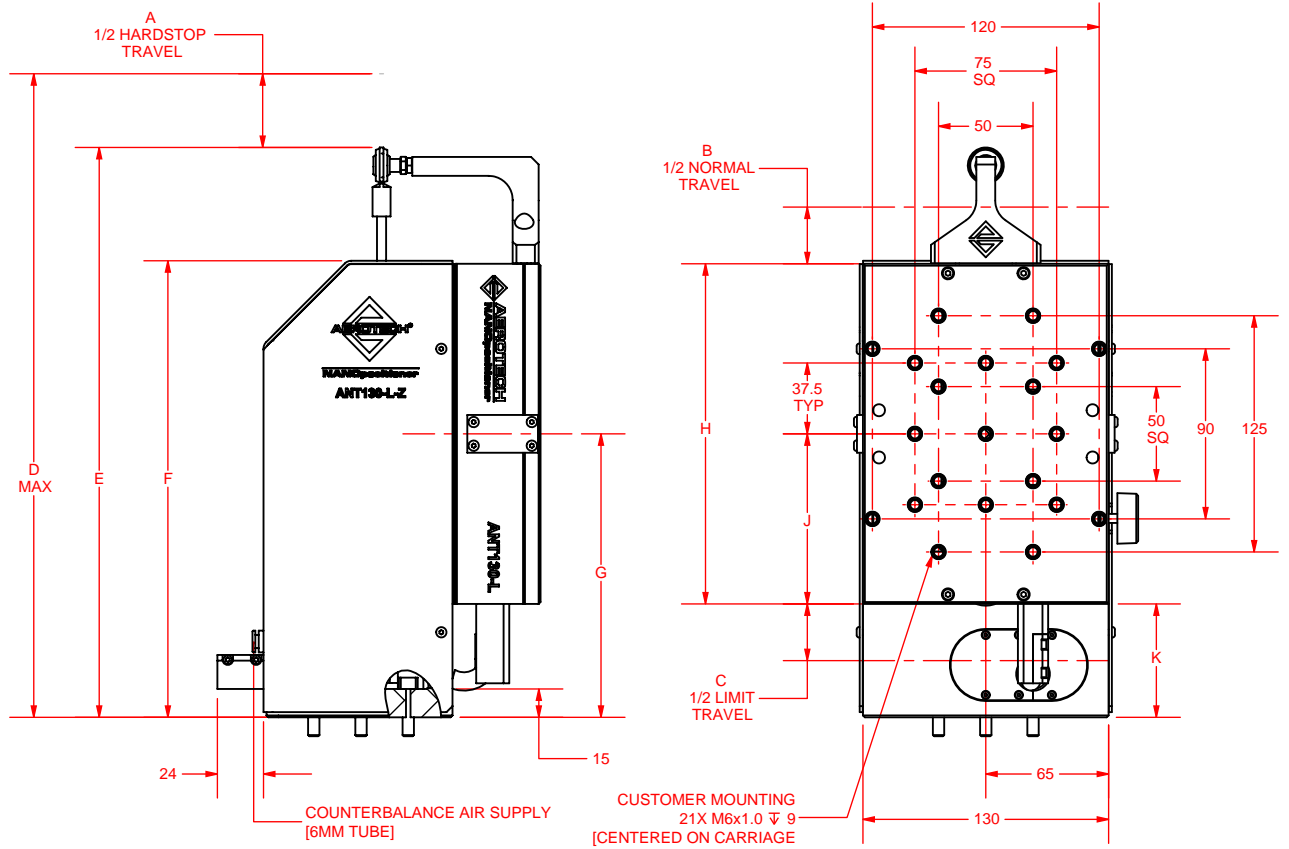


ANT130LZ-060-PLUS yaw, five runs, bi-directional. Highly repeatable, minimal yaw error enhances system positioning accuracy.

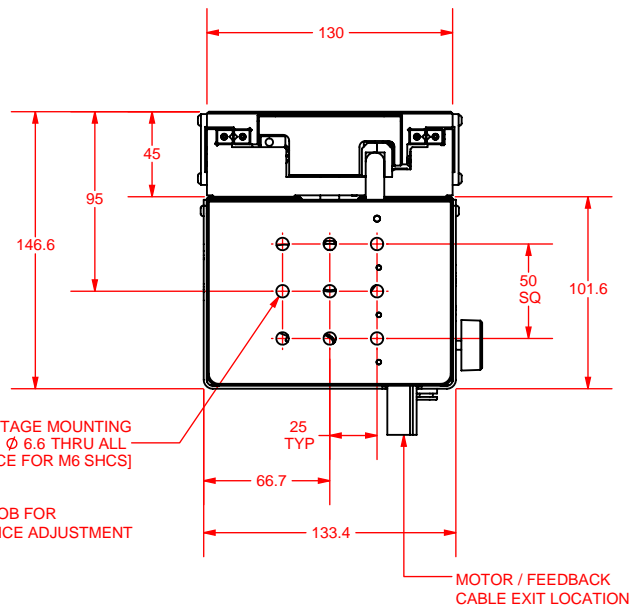


ANT130LZ-060-PLUS pitch, five runs, bi-directional. Excellent repeatability/accuracy contribute to improved processing.

ANT130LZ DIMENSIONS



REGULATOR KNOB FOR COUNTERBALANCE ADJUSTMENT



TRAVEL OPTION	A	B	C	D	E	F	G	H	J	K
-035	25.0	17.5	20.5	278.1	251.6	204.1	125.0	155.0	77.5	47.5
-060	37.5	30.0	33.0	340.6	301.6	241.6	150.0	180.0	90.0	60.0

DIMENSIONS: MILLIMETERS

ANT130LZ Series ORDERING INFORMATION

Travel (Required)

-035	35 mm travel
-060	60 mm travel

Connectors (Required)

-CN1	Single 25-pin D connector, 25DU
-CN2	Two connectors, 4-pin HPD and 25-pin D, 4DU-25DU

Note: -CN1 option not valid for systems using bus voltages greater than 80 V

Performance Grade (Required)

-PL1	Base performance
-PL2	High-accuracy performance, PLUS

Integration (Required)

Aerotech offers both standard and custom integration services to help you get your system fully operational as quickly as possible. The following standard integration options are available for this system. Please consult Aerotech if you are unsure what level of integration is required, or if you desire custom integration support with your system.

-TAS	<p>Integration - Test as system</p> <p>Testing, integration, and documentation of a group of components as a complete system that will be used together (ex: drive, controller, and stage). This includes parameter file generation, system tuning, and documentation of the system configuration.</p>
-TAC	<p>Integration - Test as components</p> <p>Testing and integration of individual items as discrete components. This is typically used for spare parts, replacement parts, or items that will not be used or shipped together (ex: stage only). These components may or may not be part of a larger system.</p>